




PDA Technical Series: Pharmaceutical Glass



www.pda.org/bookstore

To order this document, please visit: go.pda.org/glass

Parenteral Drug Association, Inc.
4350 East West Highway, Suite 600
Bethesda, MD 20814
tel: 1+ (301) 656-5900 fax: 1+ (301) 986-0296
© 2018 Parenteral Drug Association, Inc.
All rights reserved. Published 2018
Printed in the United States of America
19 18 17 16 15 14 13 12 11 10 1 2 3 4 5 6 7 8 9 10
ISBN: 978-1-945584-03-9
www.pda.org

www.pda.org/bookstore

PDA Technical Series — Pharmaceutical Glass



Foreword

PDA Technical Series: Pharmaceutical Glass is a collection of articles previously published in the *PDA Journal of Pharmaceutical Science and Technology*. This book organizes 19 articles on glass published between 2007 and 2017 into four categories: Overview, Material Composition, Delamination, and Quality Methods.

A decade ago, the focus on the quality of pharmaceutical glass was sharpened with a series of product recalls due findings of glass particulates in finished products. This book shows that much work has been done to help understand this issue and other quality issues pertaining to glass.

[The publication of this book supports a major initiative launched by PDA in 2017 to connect pharmaceutical manufacturers and glass suppliers to prepare both for the complex products and manufacturing processes of the future.](#)

[PDA began 2018 with conferences on pharmaceutical glass and packaging in Washington, DC in January and in Rome in February.](#)

Additional articles on this topic are available in the Journal archive, which extends back to 1980. PDA is always looking for more articles on this topic. Interested authors should go to the [Journal website to learn more about the submission process.](#)

The articles contained in this book are unedited and unaltered from their original format.

Walter Morris
Director of Publishing
PDA, Inc.

Table of Contents

Chapter 1: Overview.....	1
Historical Review of Glasses Used for Parenteral Packaging.....	2
Enhancing Patient Safety through the Use of a Pharmaceutical Glass Designed To Prevent Cracked Containers.....	20
Chapter 2: Material Composition	38
There Is Still Room for Improvement: Presentation of a Neutral Borosilicate Glass with Improved Chemical Stability for Parenteral Packaging.....	39
Particulate Generation Mechanisms during Bulk Filling and Mitigation via New Glass Vial	46
A New Glass Option for Parenteral Packaging	60
Effects of Subzero Temperature Exposure and Supercooling on Glass Vial Breakage: Risk Management and Other Applications in Cold Chain Distribution	68
A Systematic Approach for Screening Glass Containers and Elastomeric Closures for Use with Parenteral Solutions.....	76
Mechanistic Studies of Glass Vial Breakage for Frozen Formulations. I. Vial Breakage Caused by Crystallizable Excipient Mannitol.....	96
Mechanistic Studies of Glass Vial Breakage for Frozen Formulations. II. Vial Breakage Caused by Amorphous Protein Formulations.....	107
Chapter 3: Delamination.....	116
Complexing Agents and pH Influence on Chemical Durability of Type I Molded Glass Containers	117
Determining the Delamination Propensity of Pharmaceutical Glass Vials Using a Direct Stress Method	128
A Quick Test To Monitor the Delamination Propensity of Glass Containers.....	136
Delamination Propensity of Pharmaceutical Glass Containers by Accelerated Testing with Different Extraction Media.....	144
Novel Mechanism of Glass Delamination in Type 1A Borosilicate Vials Containing Frozen Protein Formulations	154
Chapter 4: Quality Methods.....	167
Comparison of Acid Titration, Conductivity, Flame Photometry, ICP-MS, and Accelerated Lamellae Formation Techniques in Determining Glass Vial Quality	168
Development of Conductivity Method as an Alternative to Titration for Hydrolytic Resistance Testing Used for Evaluation of Glass Vials Used in Pharmaceutical Industry	176
Implementation of a High-Throughput Ion Chromatographic Assay To Assess Glass Degradation in Drug Product Formulations	185
Classification of Glass Particles in Parenteral Product Vials by Visual, Microscopic, and Spectroscopic Methods.....	197
A Method To Quantitatively Define and Assess the Risk of Cosmetic Glass Defects on Tubing Glass Vials	208